
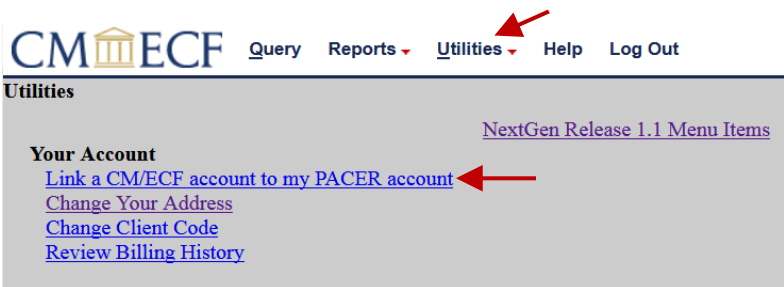


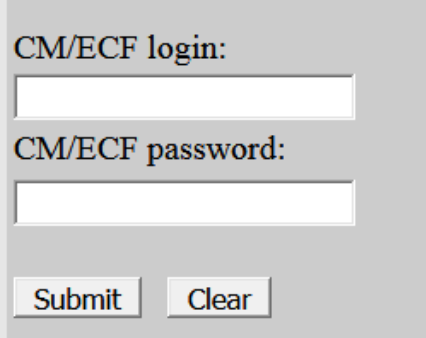
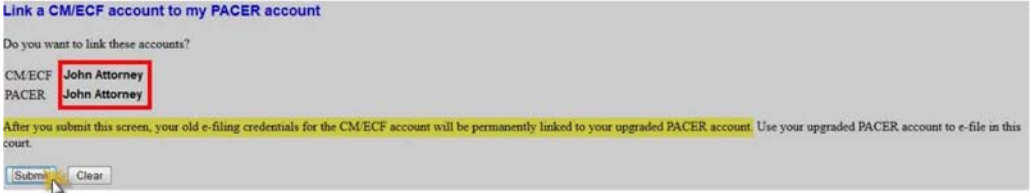
Link a CM/ECF account to my PACER account

Procedure

NOTE: This process cannot be completed until the Eastern District of Louisiana has upgraded to NextGen CM/ECF on **November 12, 2019**.

Prior to filing in NextGen CM/ECF, you must link your upgraded PACER account to your existing Eastern District of Louisiana CM/ECF (filing) account. This is a one-time procedure. After linking your accounts, you will use your PACER account for all filing and viewing access to the court. This is referred to as your Central Sign-On account.

Step	Action
1	Go to www.laed.uscourts.gov and click on the link for CM/ECF Login.
2	<p>You will be taken to the PACER LOGIN page. Log in with your individual upgraded PACER account (see instructions for Upgrading Your PACER account, if necessary). Enter your Username and Password and select Login.</p> <p>PACER LOGIN</p> <p>Your browser must be set to accept cookies in order to log in to this site. If your browser is set to accept cookies and you are experiencing problems with the login, delete the stored cookie file in your PC. Close and reopen your browser before trying again.</p>  <p>NOTICE: This is a restricted government web site for official PACER use only. Unauthorized entry is prohibited and subject to prosecution under Title 18 of the U.S. Code. All activities and access attempts are logged.</p>
3	<p>Click Utilities on the menu bar, and then click on Link a CM/ECF account to my PACER account.</p> 

Step	Action
4	<p>Enter your existing EDLA CM/ECF login and password. This is the court issued account you use for filing or viewing documents. If you do not know the information, you must contact the court to have the password reset. (You can contact the court at (504) 589-7657 or ECF_Registration@laed.uscourts.gov.)</p> 
5	Click Submit .
6	<p>Ensure that the CM/ECF name and PACER names match. Click Submit.</p> 
7	You will get a message that the accounts are linked. You will now use your PACER account for electronic filings in the CM/ECF system.
8	Refresh your browser.
9	<p>The Civil and Criminal (filing) menu items now appear along with the others. This account is now ready for filing documents.</p> 